



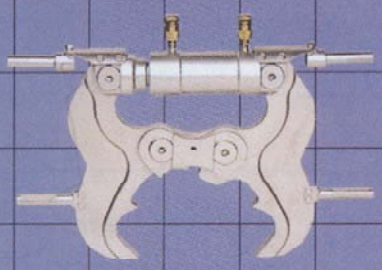



P I N Z E M A N U A L I H B C

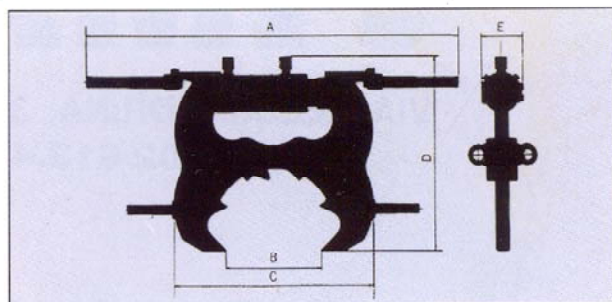

CRUSHER



LEGGERE - MANEGGEVOLI

SENZA RUMORE

CARATTERISTICHE TECNICHE E DATI D'INGOMBRO



型式	寸法	A	B	C	D	E
HBC-1L		760	200	390	430	90
HBC-2		998	250	520	510	110
HBC-2L		1000	330	620	550	110
HBC-3L		1050	350	680	600	135
HBC-4		1200	450	870	800	162
HBC-5		1250	550	950	800	162

TIPO		HBC-1L	HBC-2	HBC-2L	HBC-3L	HBC-4	HBC-5
Potenza serraggio ton.		26	34	37	43	60	60
Pressione max Kg./cm ²		850	850	850	850	850	850
Spessore	mm.	180	230	310	330	430	530
Apertura) max	mm.	200	250	330	350	450	550
bracci) min.	mm.	20	35	40	80	80	110
Peso	Kg.	25	45	55	75	160	175

